

**ADARSHA VIDYALAYA SIDLI CHIRANG PT, DOLOGAON**  
**SUMMER VACATION HOME ASSIGNMENT 2023**  
**CLASS -2**

**SUBJECT- ASSAMESE (MIL)**

- (১) আমি ফুলনিৰ কি বঙী ফুল ?
- (২) আমাৰ পঢ়াশালিখন কিহেৰে ভৰি ভৰি আছে?
- (৩) দীপু কিয় অৰণ্যত সোমাল?
- (৪) জলাশয়টোত দীপুৱে কি কি চৰাই দেখা পালে?
- (৫) কি শুনি নাচি নাচি লওঁ মজা?
- (৬) দীপুৱে অৰণ্যত কাক কাক লগ পালে?
- (৭) অৰণ্যৰ পৰা উভতি যাব খোঁজোতে দীপুৱে কাক লগ পালে?
- (৮) পখিলাই কি মেলি নাচে উৰি উৰি?
- (৯) পখিলাৰ উপৰি আৰু কি কি পতংগ ফুলত পৰে?
- (১০) পখিলা উৰে, চৰাই উৰে আৰু কি কি প্ৰাণী উৰিব পাৰে লিখা?
- (১১) শেষৰ আখৰৰ মিল ৰাখি শব্দ লিখা-  
লাৰু=  
ধাননি =  
শিশু =  
ধুনীয়া

(১২) অৰ্ধ মাত্ৰা থকা আখৰ লিখা ?

- (১৩) যুক্তাক্ষৰ ভাঙি দেখুৱা  
ৰ্ক =  
ৰ্ত =  
ক্য =  
প্ৰ =  
ন্য =

- (১৪) স্বৰচিহ্ন যোগ কৰি শব্দ গঠন কৰা-  
চক.....  
জ.....ক  
কমল ....  
মকৰ ...  
তল...

- ১৫/খালী ঠাইত " য়" কাৰ বহুৱাই শব্দ গঠন কৰা ।  
বন....  
বাক....  
নৃত ...  
অৰণ...  
চানক...  
গদ...

Note-If any issues please do contact  
Miss Moupriya Barman  
(Subject Teacher)  
Ph-6001889152

**SUBJECT-ENGLISH -1**

1. Write 10 human body parts name.
2. Write about yourself.
3. Write about your family.
4. Write 5 lines about your village
5. Write the poem(A smile)
6. Write about your hobbies.
7. What are the things you can see in the sky?
8. Write 5 musical instruments name.
9. Write about your school (10 lines)
10. Mention 10 colours name
11. Write 5 countries name.

12. Write 5 Indian states name.
13. What are the things you can see in your school campus? (Mention any 10)
14. Make a chart of 5 domestic /wild animals name with their picture(Make it on art paper)
15. Mention 5 things you can do in this summer vacation.

If any issues please do call

Miss Monika sharma (Academic incharge LP section)/ subject teacher

Ph - 6000 710974

### SUBJECT : ENGLISH II

1. When you hear the word "**Sun**", what are the things that come to your mind?
2. When you hear the word "**food**", what are the things that come to your mind?
3. Do you like the rain? What do you do when it rains ?
4. How does the poet H.W. Longfellow feel in the poem "**Rain in Summer**", when the rain rained after a blazing hot day?
5. Explain the life style of the village "**Chenur**", the village where Jagmal lives ?
6. Make a list of the large and small animals?
7. How do you wish in the festival of **Diwali** ? How do you celebrate the festival Diwali ? Describe .
8. Imagine that you are a doctor or a police man or any other of the people in society. Say what do you do?
9. Do you watch TV ? What do you like about watching TV? Describe.
10. Do you play games? Describe how you can improve your playing skills of games?
11. Pick out the names of games from the following ?

Carrom, football, eyeball ,  
Basket, kabaddi, chess,  
Cricket, ladder, hockey.

12. Does your village has a post office, health centre and police station? Write their names?
13. What is the name of a vehicle which assists the sick in transportation? What is its number?
14. Do you know any story? Write in 20-50 words?
15. Write a short note on your school?

If any issues please call

Benedict Hasda (Subject Teacher)

Ph-8753990738

### SUBJECT- HINDI

- (1) निम्नलिखित प्रश्नों के उत्तर लिखिए - - -
- (i) 'म्याऊँ, म्याऊँ' कविता से दस पंक्तियाँ लिखिए।
- (ii) हिन्दी में स्वर एवं व्यंजन वर्ण लिखिए।
- (iii) बालू या रेत कहाँ - कहाँ पर मिलती है?
- (iv) ऊँट के नीचे से क्या - क्या निकल सकता है?
- (v) किन - किन चीज़ों की मदद से ऊँट पर चढ़ोगे ?
- (vi) शेर के बच्चे ने पेड़ की डाल क्यों पकड़ी ?
- (vii) शेर के बच्चा क्यों दहाड़ा ?
- (viii) बालू साहब किस बात पर पछताएँ ?
- (ix) बालू ने क्यों कहाँ--ओह! किस आफ़त में आ फँसा ?
- (x) हवा को ऐसा क्यों लगा होगा कि वह सूरज से अधिक बलवान है ?
- (xi) हवा आदमी का कोट कैसे उतरवा सकती थी ? कोई तरकीब सोची ?
- (xii) लोमड़ी ने कछुए को बचाने का क्या उपाय सोचा ?
- (xiii) तेंदुए ने क्या मूर्खता की ?
- (xiv) तेंदुए की इस मूर्खता से कछुए को क्या फ़ायदा हुआ ?
- (xv) जब तेंदुए ने कछुए को पकड़ा तब वह क्या सोच रहा होगा ?

If any issues please do call  
MD Hasen Ali (class Teacher)  
Ph -8753908621

### SUBJECT - ART AND CRAFT

- 1) Draw and colour it by  
Page No - 5, 6, 7, 8, 9, 10, 11, 12, 13, 14, 15, 16, 17, 18, 19,

Note - If you any issues please contact :  
Name - Bishnu maya chetry  
Mobile No - 9864153163

### SUBJECT -EVS

(I) How do you address the following members of your family?

1. Paternal grandfather.....
2. Maternal grandfather.....
3. Elder cousin brother.....
4. Mother.....
5. Father.....
6. Maternal aunt.....
7. Paternal uncle.....
8. How many member are there in your family? Write their names.
9. Which type of family do you live in ?
10. Draw any two examples of energy giving food .
11. Write any two examples of body building food .
12. What is protected food ?
13. Write three Non- vegetarian food .
14. Draw a big flower on the coloured paper and colour it .
15. Write three Vegetarian food .

Note -If any issues please do contact  
Miss Sonali Tudu(subject Teacher)  
Ph -967861689

### SUBJECT- BODO (MIL)

1. আকবর আ সোমোন?
2. আকবরনি রাজআফাদা বয়নিখুই সোলোগোরাসিন  
সোদ্রোমায়া সোমোন?
3. বীরবল আ রাজানি হাংখোখৌ মাবোঁ ফুসুঁদোঁমোন?
4. দাজা বহাংখো দা-  
স+ন=?  
স+থ=?  
চ+চ=?
5. দাজা বহাংখো সিফাই-  
বক=  
ব্র=  
বু=  
মম=
6. বাথ্রা দা-  
স্কুল, পাল্লা, বস্থা, হস্ফিতেল।
7. কালীচরণ ব্রহ্ম আ মা গামিয়াব জোনোম জাদোঁমোন?
8. কালীচরণ ব্রহ্ম আ ববেয়াব গুদি সোলোঁথাইখৌ  
লাদোঁমোন?
9. মাথা হালাঁ আ সোমোন?
- লাঁদাঁ জায়গা আবুঁ খালাম-
10. সানা \_\_\_\_\_ ঔঁখারো।
11. গাইখেরা \_\_\_\_\_ গাবনি।
12. দিল্লী আ ভারতনি \_\_\_\_\_।
13. বস্থায়াব \_\_\_\_\_ সোনানৈ দোনো।
14. স্নিজি জোঁ স্নি দাজা বনানৈ \_\_\_\_\_ জায়ো।
15. \_\_\_\_\_ বেরামি ফোরখৌ নাযনায জায়ো।

Note -If any issues please do contact  
Miss Chitralekha Wary (subject Teacher)  
Ph - 9954746901

## HOME ASSIGNMENT FOR MATHEMATICS

### CLASS-II

#### Instruction-

- All Students are instructed to do the assignment in A4 size paper and all are instructed to make the front page decorative by using own creativity.
- In front page students needs to write their Name, Class, Section and Roll No
- From Q.No. 1 to 12 students need to write with their own handwriting in A4 paper and from Q.No. 13 to 15 students can use the same page.
- Do not write both side of the paper.
- For any doubt or query students may call in the number 7002102909

- Write the numbers from 1 to 100.
- Learn and write spelling from 1 to 100.
- Learn and write the table of multiplication from 2 to 10.
- Paste 5 Slide Objects and 5 Roll Objects pictures.
- Make a list of the following shape's objects and paste the objects pictures also
  - 4 Numbers of Spherical Shape's objects and paste its picture.
  - 3 Numbers of Cuboid Shape's objects and paste its picture.
  - 4 numbers of Cube shape's objects and paste its picture.
  - 3 Numbers of Cylinder Shape's objects and paste its picture.
- Make a big size DICE with cardboard or Hard paper. (The length of all side of dice should be equal and you can take the length 6cm or 8cm or 10cm. Students can check in page no 33 to make dice. Students need to write their Name, Class, Sec and Roll No. on DICE)
- Write the numbers in expanded forms-(one is done for you)  
71= 7 Tens 1 Ones  

21=	22=	23=	24=	25=	26=	27=	28=	29=	30=
31=	32=	33=	34=	35=	36=	37=	38=	39=	40=
41=	42=	43=	44=	45=	46=	47=	48=	49=	50=
51=	52=	53=	54=	55=	56=	57=	58=	59=	60=
61=	62=	63=	64=	65=	66=	67=	68=	69=	70=
71=	72=	73=	74=	75=	76=	77=	78=	79=	80=
81=	82=	83=	84=	85=	86=	87=	88=	89=	90=
91=	92=	93=	94=	95=	96=	97=	98=	99=	
- Draw the bundle of tens and number of loose sticks to represent the given number (one is done for you)

24= 

10=	15=	25=	29=	33=	39=
41=	42=	50=	55=	64=	66=
76=	71=	85=	83=	95=	99=

- Write the numbers of the followings (one is done for you)

1 Tens 5 Ones = 15

1 Tens 0 Ones=

2 Tens 9 Ones=

3 Tens 9 Ones=

4 Tens 7 Ones=

5 Tens 4 Ones=

6 Tens 9 Ones=

1 Tens 7 Ones=

2 Tens 2 Ones=

3 Tens 1 Ones=

4 Tens 9 Ones=

5 Tens 0 Ones=

6 Tens 3 Ones=

7 Tens 7 Ones=

7 Tens 5 Ones=

8 Tens 7 Ones=

8 Tens 8 Ones=

9 Tens 1 Ones=

9 Tens 9 Ones=

- Add the following-

a) 45+23=

b) 13+91=

c) 67+23=

d) 39+39=

d) 45+32=

e) 75+11=

f) 51+62=

k) 22+22=

h) 55+32=

i) 62+33=

j) 37+33=

l) 40+30=

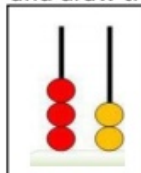
11. Subtract the following-

- a)  $32-11=$
- b)  $62-23=$
- c)  $91-55=$
- d)  $55-55=$
- e)  $72-34=$

- f)  $64-22=$
- g)  $21-11=$
- h)  $31-12=$
- i)  $44-22=$
- j)  $55-34=$

12. Look at the number and draw the beads in the abacus (one is done for you)

32= 3 Tens 2 Ones



21=

29=

33=

38=

45=

48=

53=

59=

66=

61=

78=

72=

85=

83=

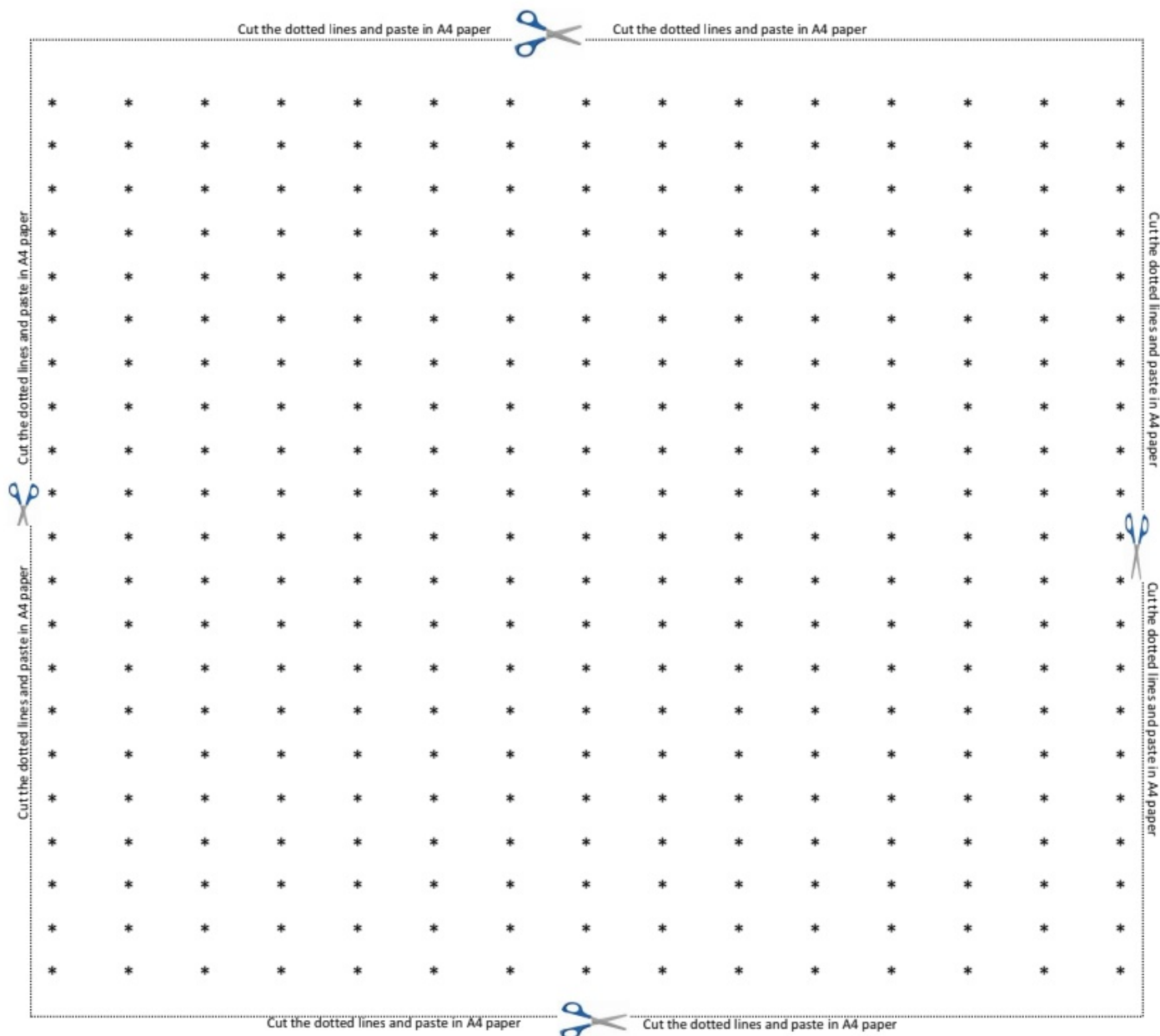
91=

93=

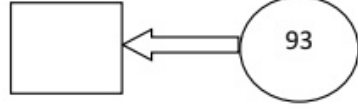
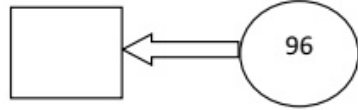
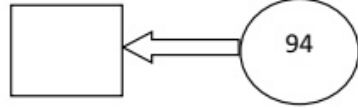
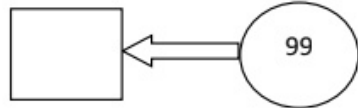
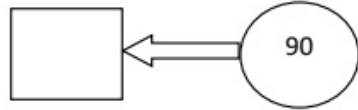
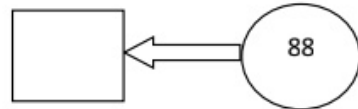
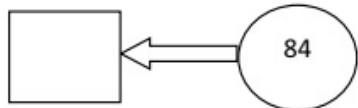
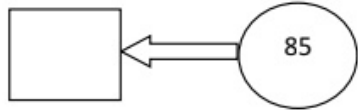
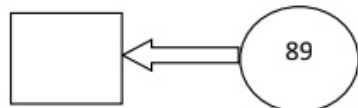
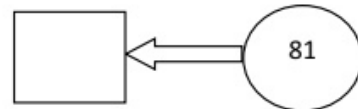
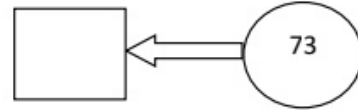
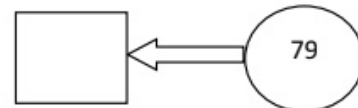
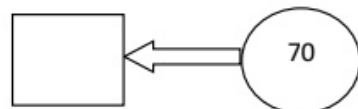
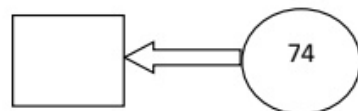
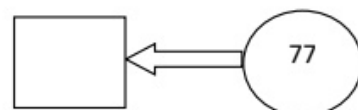
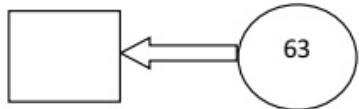
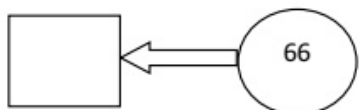
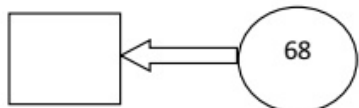
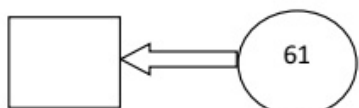
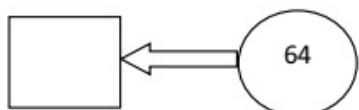
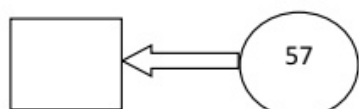
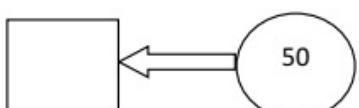
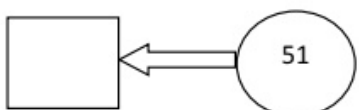
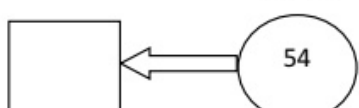
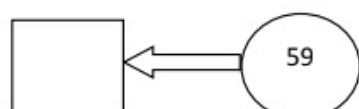
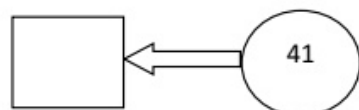
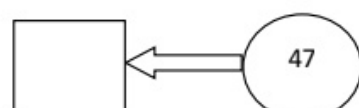
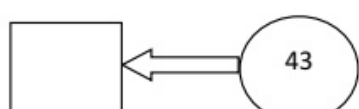
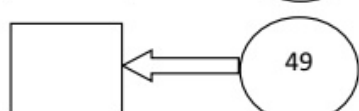
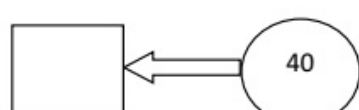
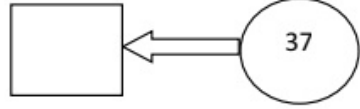
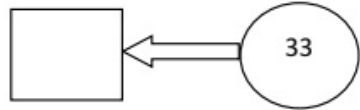
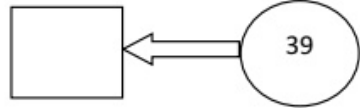
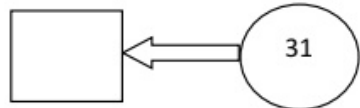
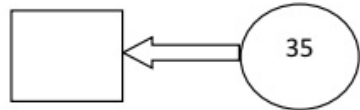
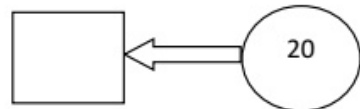
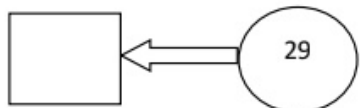
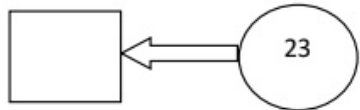
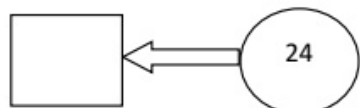
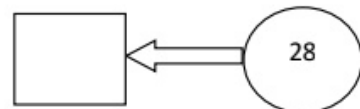
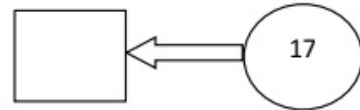
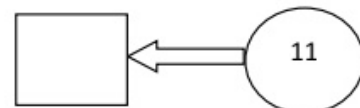
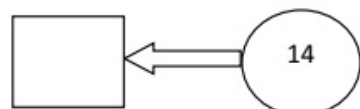
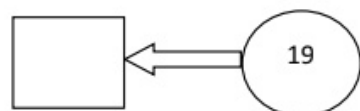
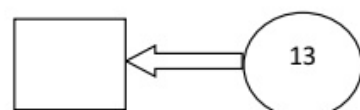
15=

11=

13. Make some patterns by joining the dots with straight and curved lines.



14. Write the before number of the followings-



15. Write the after number of the followings-

90 →

93 →

98 →

95 →

91 →

88 →

82 →

86 →

80 →

83 →

33 →

35 →

39 →

37 →

30 →

76 →

79 →

71 →

77 →

73 →

64 →

63 →

69 →

67 →

61 →

27 →

29 →

22 →

24 →

28 →

53 →

57 →

51 →

50 →

59 →

45 →

41 →

48 →

47 →

43 →

13 →

16 →

11 →

17 →

12 →